



Hearths

Available in a range of sizes and finishes to suit your space.


Tiles available in



Slab available in




Tiled Corner Hearth
MXTHCNRBLK2/GRY/WGB
1.2x1.2 x 0.02m
Available in Gloss Black, Matt Grey




Tiled Insert Hearth
MXTHINSBLK/GRY
1.2 x 0.6 x 0.056m
Available in Gloss Black or Matt Grey



Tiled Hearth
MXTH12BLK2/GRY/WGB
1x1m | 1.2x1.2 x 0.02m



Full Slab Hearth with Chamfered Edge
MXFSH12DBLK / MXFSHCNRBLK
1.2 x 1.2 x 0.02m
Available in Gloss Black composite stone. Also available in a corner hearth



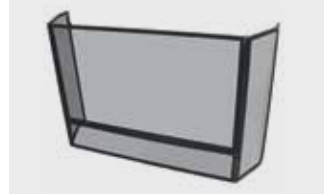
Tiled Square Hearth
MXTHSQ12BLK/GRY
1.2 x 1.2 x .04m
Available in Gloss Black or Matt Grey tile

Child Guards & Firescreens

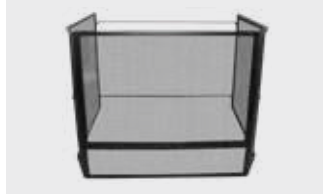
Make your home Maxiheat safe with our stylish guards & firescreens.



Maxiheat Corner Child Guard
MXOFGTCNR/MXMGCCNR
Available in bars or mesh



Maxiheat Insert Child Guard
MXMXGINB
Large 125W x 30D x 80H cm
Available in mesh



Maxiheat Freestanding Child Guard
MXOFGT110/125 / MXMCG110/125
Available in bars or mesh

Log Holders



Wood Ring with Ashpan
MXLOGRING



2 Tier Holder/ Tool Rack
MXLOGR2T



Maxiheat Log Holder
MXLOGR




Maxiheat Curved Log Holder
MXLOGRWS

Toolsets



Maxiheat 4 Piece Loop Toolset
MXFTS4PL



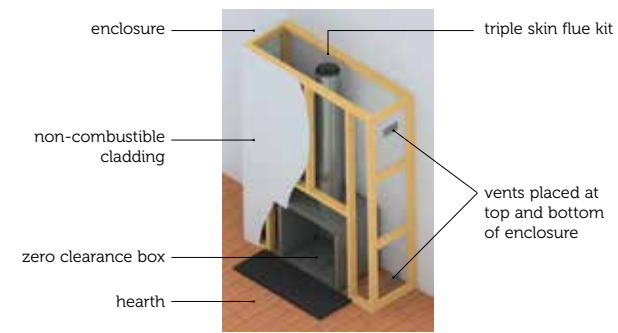
Maxiheat 4 Piece Toolset
MXFTS4PE



Maxiheat 4 Piece Toolset with Wooden Handles
MXFTS4PW

Zero Clearance Installation

Refer to instruction manual or website (www.maxiheatwoodheaters.com.au) for additional information, including minimum clearances and hearth specifications.



Heater Clearance Dimensions

With all freestanding and inbuilt heaters, it is imperative to use a non-combustible hearth to protect your flooring and its surrounding area.

Refer to the product installation manual for final specifications.

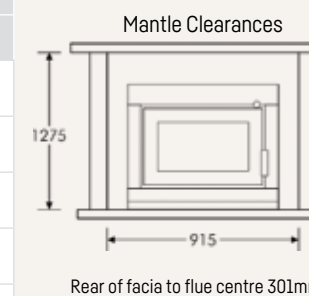


	Model	Flue Configuration	Clearances (mm)			*Hearth Min. Dimensions (mm)		Rear to Flue Centre (mm)	**Recommended Maxiheat Hearth	
			Rear Wall	Side Wall	Corner	Hearth Front	Width			Depth
			A	B	C	D	E	F	G	
FREESTANDING	Gen II	Maxiheat Decromesh Default Flue Kit with Inner Shield (MXFKDEC348 - H08S02)	130	350	55	Ped: 545 Legs: 600	910	1100	158	MXTH12GRY/BLK2
		Maxiheat Standard Default Black Painted Kit with Double Shield (MXFKT348)	50	375	205	Ped: 545 Legs: 600	910	1100		
		Maxiheat Insulated Room Sealed Flue Kit With Flue Shield (MXFKIS348WS)	130	350	55	Ped: 545 Legs: 600	910	1100		
FREESTANDING	Modena	Maxiheat Standard Default Black Painted Kit (MXFKT348)	250	425	275	300	800	900	234	MXTH1GRY/BLK2
		Maxiheat Standard Default Black Painted Kit with Double Shield (MXFKT348)	75	400	100					
		Maxiheat Insulated Room Sealed Flue Kit Under 10Kw (MXFKIS348)	250	425	278					
FREESTANDING	Geo	Maxiheat Standard Default Black Painted Kit with Double Shield (MXFKT348)	250	350	150	400	1220	1220	177	MXTHSQ12GRY/BLK
		Maxiheat Decromesh Default Flue Kit with Inner & Outer Shield (MXFKDEC348 - H08S02 - H08S03)	200							
		Maxiheat Insulated Room Sealed Flue Kit With Flue Shield (MXFKIS348WS)	250							
FREESTANDING	Prime 150	Maxiheat Standard Default Black Painted Kit with Double Shield (MXFKT348)	350	700	475	385	830	870	151	MXTH12GRY/BLK2 or MXFSH12DBLK
		Maxiheat Decromesh Default Flue Kit with Inner Shield (MXFKDEC348 - H08S02)	420	640	400	385	830	870		
		Maxiheat Insulated Room Sealed Flue Kit With Flue Shield (MXFKIS348WS)	420	640	400	35	830	870		
FREESTANDING	Prime 200C	Maxiheat Standard Default Black Painted Kit with Double Shield (MXFKT348)	150	500	125	300	873	780	181	MXTH1GRY/BLK2
		Maxiheat Decromesh Default Flue Kit (MXFKDEC348)	100	400						
		Maxiheat Non-Perforated Flue Kit with Inner Shield (MXFKIS348)	100	400						
		Maxiheat Insulated Room Sealed Flue Kit (MXFKIS348)	150	500	125	300	873	780		

Specifications

NOMAD INSERT	Bottom of heater fascia above floor	Maxiheat Insert Hearth	Masonry (Brick) Hearth	Floor Protector		
		600D x 1045W x 56H	450D x 1045W x 110H	500D x 1045W x 30H	500D x 1045W x 15H	350D x 1045W x 5H
	50mm	✓		✓		
	110mm	✓	✓	✓		
	200mm	✓	✓	✓	✓	
	250mm	✓	✓	✓	✓	✓

NB. Depth refers to distance out from the wall



Wood Heater Collection



Your MaxiHeat Dealer:



Nomad Insert

MXNOIN19MB - Size: Fascia: 675H x 815W mm | Cabinet: 599H x 645W x 449D mm | Zero Clearance Box: 817H x 838W x 578D

Coverage	up to 280m ²
Peak Heat Output	13.0kW
Burn Time	up to 7 hours
Construction	6mm lined with firebricks
Baffle	8mm steel
Warranty	10 Year Firebox
Colour	Charcoal
Fan	3 Speed

BurnWise An initiative of the Australian Home Heating Association

EFFICIENCY	This model	66%
	Australian Standard	>60%
PARTICLE EMISSIONS	This model	0.95g/kg
	Australian Standard	<1.5g/kg



Geo

GE018MB - Size: 722H x 960W x 496D mm

Landscape designed heater perfect for heating medium sized spaces. Features an extra large glass door to ensure everyone enjoys the ambiance and heat of the fire.

Coverage	up to 250m ²
Peak Heat Output	14.3kW
Burn Time	up to 7 hours
Construction	5mm lined with firebricks
Baffle	25mm Thick Hi-Tech Refractory
Warranty	10 Year Firebox
Colour	Metallic Black

BurnWise An initiative of the Australian Home Heating Association

EFFICIENCY	This model	63%
	Australian Standard	>60%
PARTICLE EMISSIONS	This model	0.5g/kg
	Australian Standard	<1.5g/kg



PRIME 150

MXPRM150 - Size: 649H x 548W x 595D mm

This radiant designed heater simply radiates heat to the surrounding objects, perfect for open spaces.

Coverage	up to 150m ²
Peak Heat Output	16.5kW
Burn Time	up to 6 hours
Construction	6mm lined with firebricks
Baffle	8mm steel
Warranty	5 Year Firebox
Colour	Metallic Black

BurnWise An initiative of the Australian Home Heating Association

EFFICIENCY	This model	64%
	Australian Standard	>60%
PARTICLE EMISSIONS	This model	0.90g/kg
	Australian Standard	<1.5g/kg



Gen II

MXGEN2MBKITL - Size: 653H x 628W x 478D mm

Coverage	up to 200m ²
Peak Heat Output	11.4kW
Burn Time	up to 8 hours
Construction	6mm
Baffle	6mm thick steel
Warranty	10 Year Firebox
Colour	Charcoal

Gen II also available on pedestal stand (below) MXGEN2MBKITL



BurnWise An initiative of the Australian Home Heating Association

EFFICIENCY	This model	63%
	Australian Standard	>60%
PARTICLE EMISSIONS	This model	1.0g/kg
	Australian Standard	<1.5g/kg



Modena

MXMOD20MB - Size: 1102H x 608W x 449D mm

A stunning centrepiece for your living space with this European inspired design heater.

Coverage	up to 180m ²
Peak Heat Output	10.3kW
Burn Time	up to 6 hours
Construction	5mm lined with Hi-Tech Refractory
Baffle	25mm Thick Hi-Tech Refractory
Warranty	10 Year Firebox
Colour	Metallic Black

BurnWise An initiative of the Australian Home Heating Association

EFFICIENCY	This model	73%
	Australian Standard	>60%
PARTICLE EMISSIONS	This model	1.1g/kg
	Australian Standard	<1.5g/kg



PRIME 200C

MXPRM200C - Size: 720H x 587W x 495D mm

This convection style heater is perfect for heating small to medium sized spaces.

Coverage	up to 200m ²
Peak Heat Output	11.kW
Burn Time	up to 7 hours
Construction	5mm steel
Baffle	8mm steel
Warranty	10 Year Firebox
Fan	3 speed

BurnWise An initiative of the Australian Home Heating Association

EFFICIENCY	This model	68%
	Australian Standard	>60%
PARTICLE EMISSIONS	This model	0.90g/kg
	Australian Standard	<1.5g/kg

